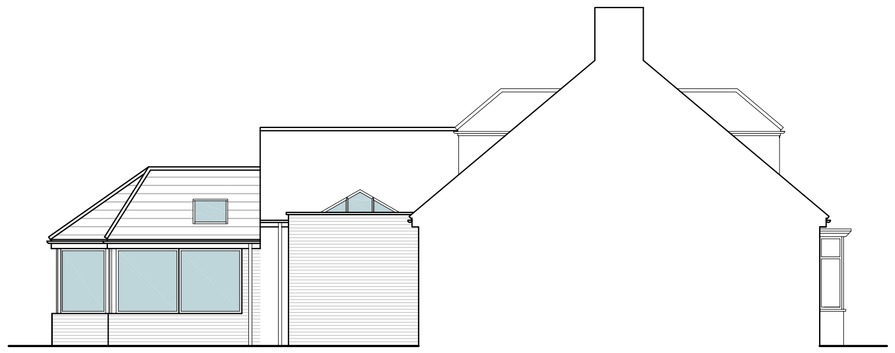

Rear Elevation

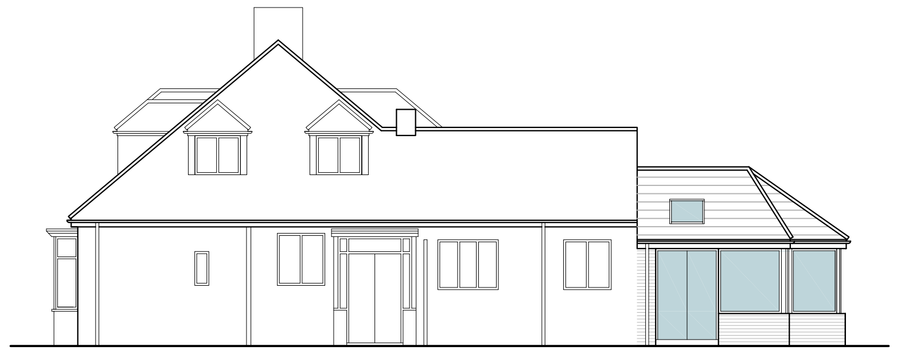

Front Elevation

Side Elevation

SLOPING CEILING DETAIL 1:20

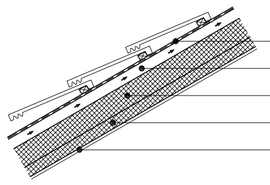

STRIP FOUNDATION DETAIL 1:20

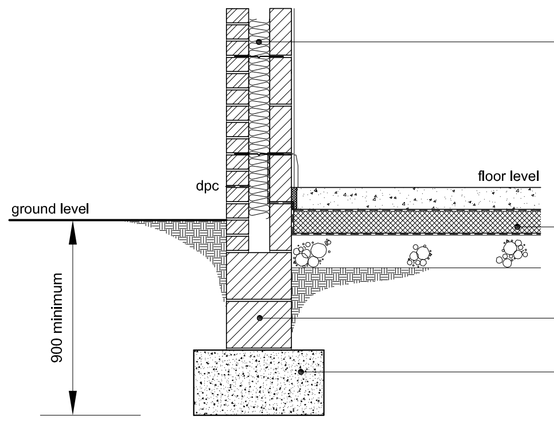

12.5mm Plaster Board and Skim Finish Internally on 100mm Blockwork Inner Leaf. 100mm Cavity Fully Filled with Rockwool Insulation with Wall Ties as Detailed in Specification. 102.5mm Facing Brickwork Outer Leaf

Flexible Sealant to be used to seal gap between Skirting Board and Floor

100mm Concrete Floor Slab on 500g Vapour Barrier. 100mm Kingspan Flooring Grade Insulation with Perimeter Insulation as Shown. 1200g DPM Lapped Up Inner Face of Blockwork and tied into DPC. 150mm Well Compacted Dolermite

Trench Blocks

600mm x 300mm min Concrete Foundation. Reinforced as Detailed in Specification. Min 900mm Below Ground Level To Underside of Foundation

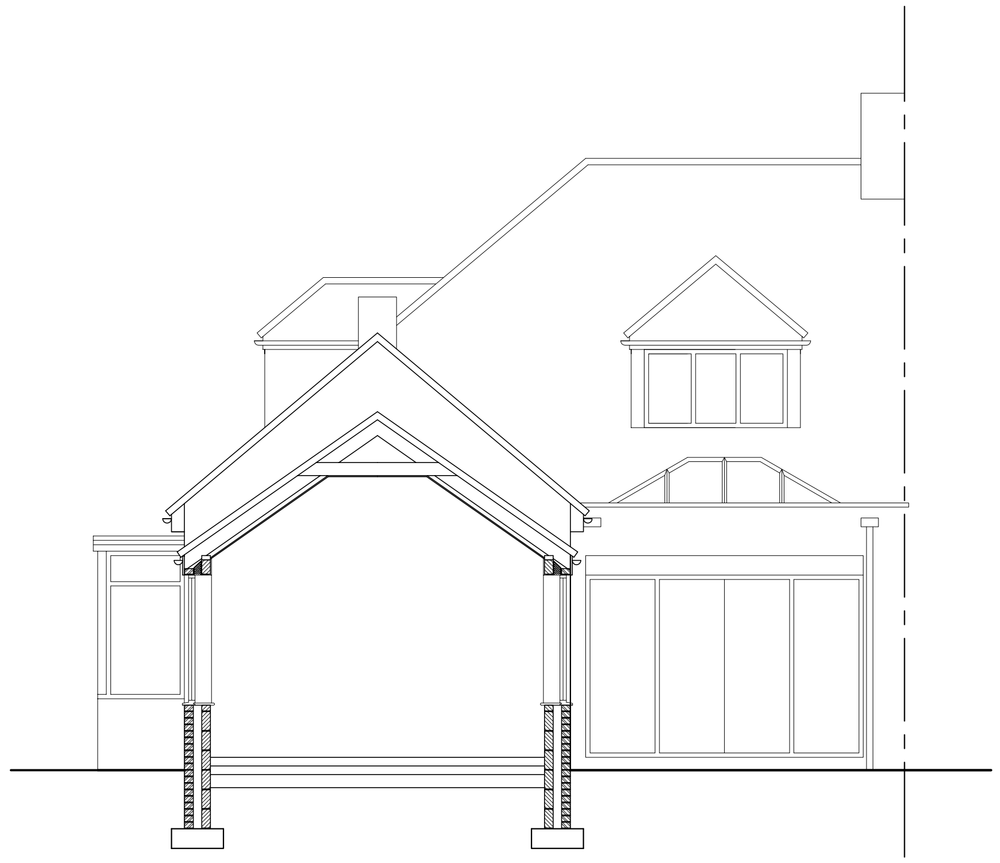

Section

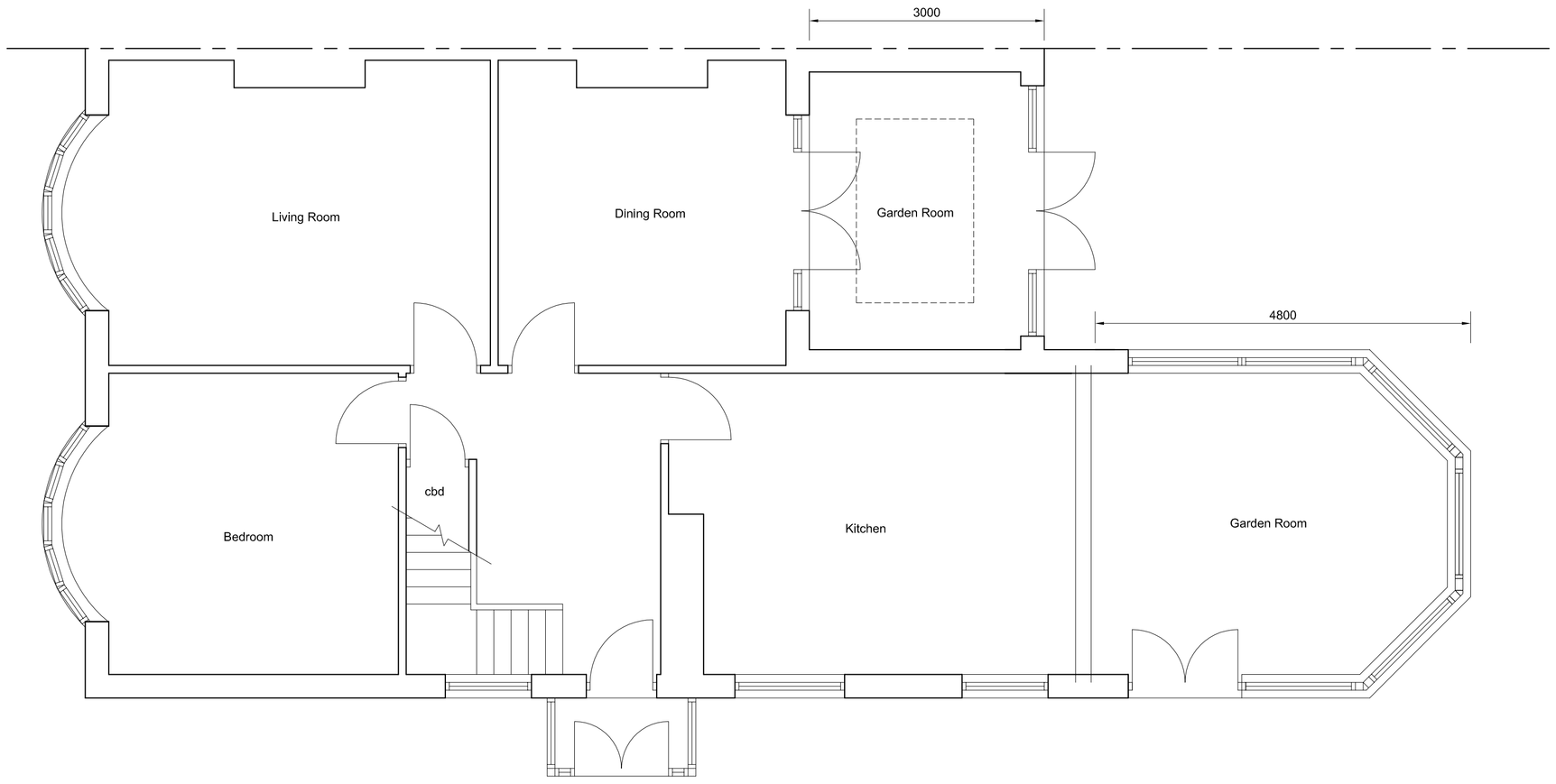

Ground Floor Plan

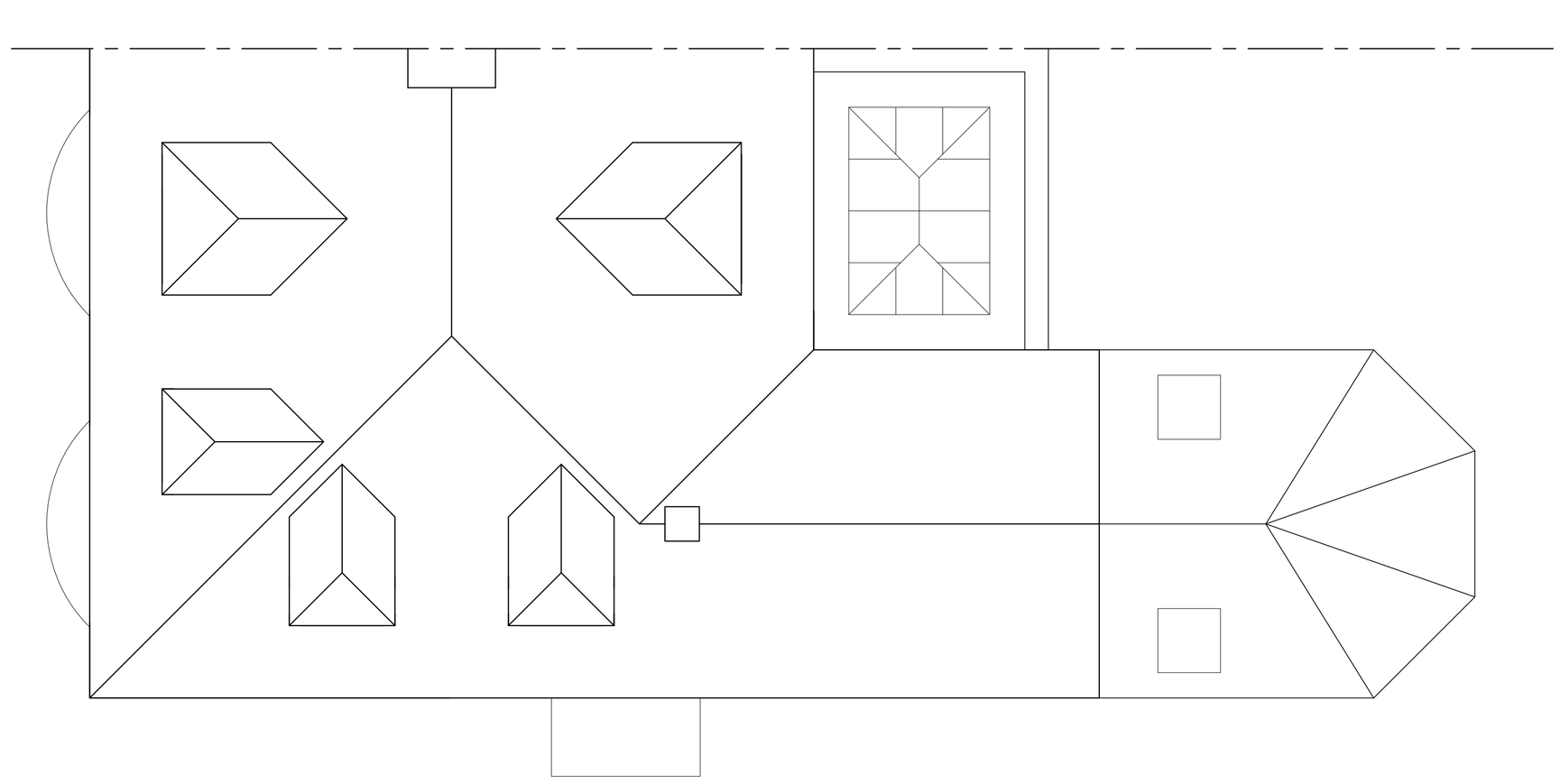

Roof Plan

CONCEPT

GENERAL

All drawings / plans are to be read in conjunction with attached specification
All dimensions are to be checked by the building contractor prior to the commencement of work and any discrepancies referred back to Planit Design NE Ltd
Copyright of these plans remains under the ownership of Planit Design NE Ltd

REVISIONS:

Rev B / 26.08.15 / DC / Planning amendment

EXISTING AND PROPOSED MATERIALS:

Walls:
Facing Brickwork.....

Roofs:
Tiles.....Felt

Windows / Doors:
upvc

Scale Bar at 1:50
0 1m 2m 3m 4m 5m

Scale Bar at 1:100
0 2m 4m 6m 8m 10m

DRW. TITLE: Proposed Plan		**PROJECT:** Garden Room Extensions
DRAWN BY: DC	**DATE:** July 2015	**CLIENT:** Mr L Cullen
DRW No: STC/MI/200		**PROJECT ADDRESS:** 37 Sunniside Drive South Shields NE34 8DT
REV: B	**SCALE:** 1:50 1:100	**PAPER:** A1

RIBA RICS

Planit Design (NE) Ltd
The Village Studio, 14 The Village
Ryhope, Sunderland
SR2 0NQ
t: 0191 523 6679
e: info@planitdesign.uk.com
w: www.planitdesign.uk.com

planit

Planit Design (NE) Ltd
29 The Rise, Darras Hall
Newcastle Upon Tyne
NE20 9LH
t: 0845 604 3757
e: info@planitdesign.uk.com
w: www.planitdesign.uk.com